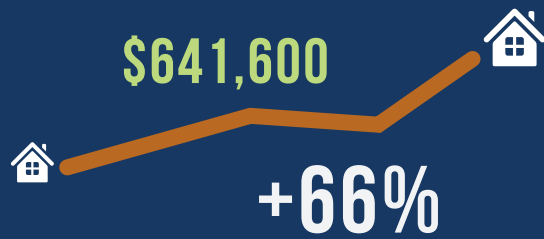



# DID YOU KNOW?

## THE STATE OF HOUSING IN THE NIAGARA REGION

### HOME OWNERSHIP



In March 2023, the residential average sale price of a home was \$641,600 a 66% increase since December 2017. <sup>1</sup>



The average mortgage carrying cost is \$1,848 / month. <sup>2</sup>

### MARKET RENT



The average rent for a 2 bedroom apartment is \$1260 / month. <sup>3</sup>




The vacancy rate for a 2 bedroom apartment is 2.7%. <sup>3</sup>

### AFFORDABLE HOUSING



Over 9000 households are on the waitlist for subsidized housing representing about 16,000 to 17,000 individuals. <sup>4</sup>



The average wait time for a 2 bedroom subsidized housing unit is 6.75 years. <sup>5</sup>

### WHAT IS AFFORDABLE HOUSING?

Housing is considered to be affordable when a household spends less than 30% of its pre-tax income on adequate shelter. Households that spend more than 30% of their income on shelter are deemed to be in core housing need. Those that spend 50% or more on shelter are in severe housing need.



25,000+ families are currently in core housing need in Niagara. <sup>6</sup>

**AFFORDABLE HOUSING MATTERS - LEARN MORE AT [WWW.HOUSINGHERO.CA](http://WWW.HOUSINGHERO.CA)**

**bethlehem**  
housing and support services

Sources: 1 - <https://creastats.crea.ca/board/stca>; 2 - <https://www.statista.com/statistics/1202932/value-of-monthly-mortgage-payment-canada-by-metropolitan-area/>; 3 - <https://www03.cmhc-schl.gc.ca/hmip-pimh/en/TableMapChart/Table?TableId=2.1.31.3&GeographyId=1160&GeographyTypeId=3&DisplayAs=Table&GeographyName=St.%20Catharines-Niagara#2%20Bedroom>; 4 - <https://www.stcatharinesstandard.ca/news/niagara-region/2022/08/22/niagara-regional-housing-wait-list-for-affordable-housing-comprises-more-than-9000-households.html>; 5 - <https://www.nrh.ca/applicants/Wait-Times-Chart.shtml>; 6 - <https://www.niagararegion.ca/official-plan/pdf/pds-17-2021-appendix-5-2.pdf>